

EGE

EARTHING TRANSFORMERS

ETR

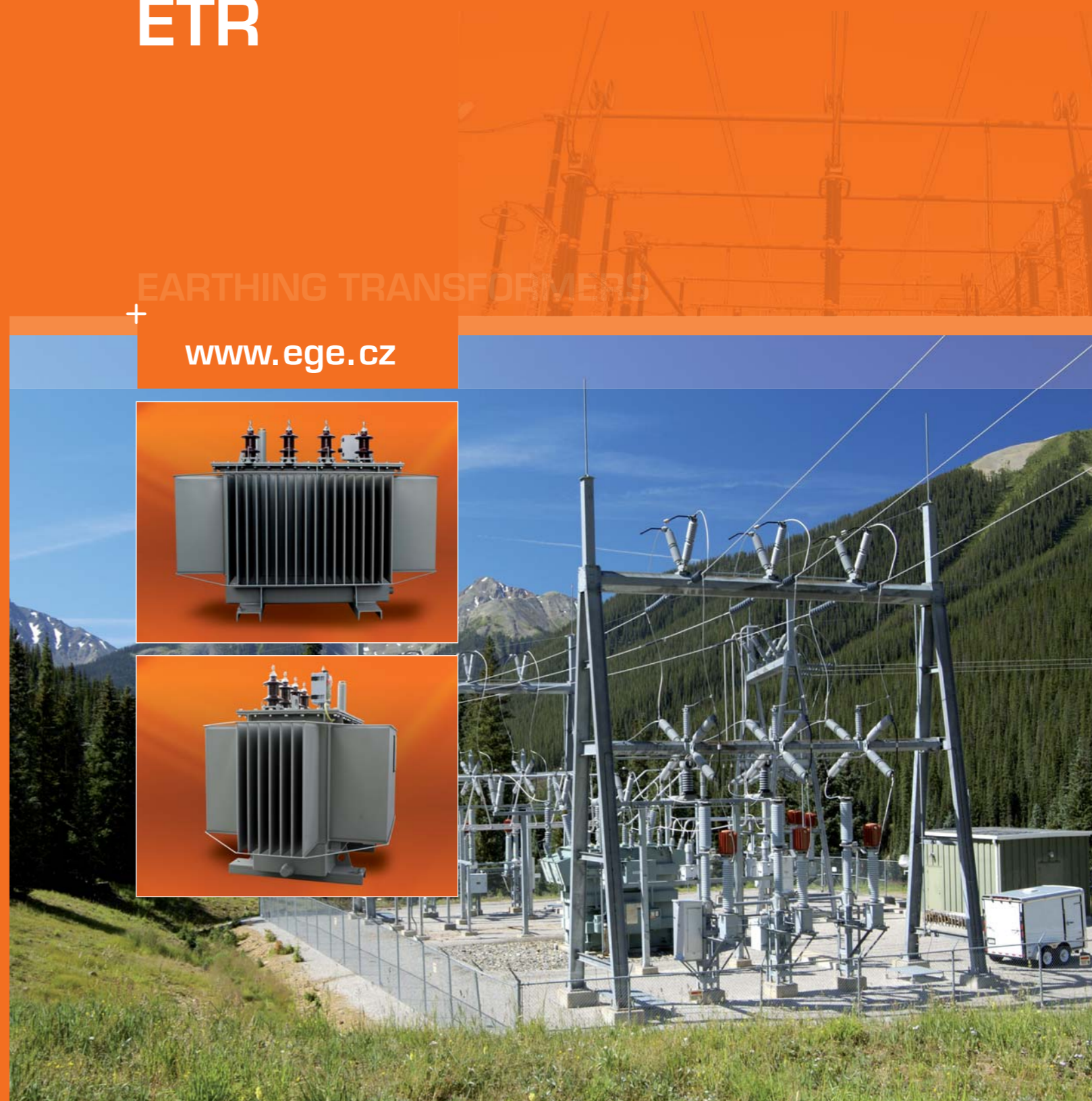
EARTHING TRANSFORMERS

www.ege.cz



EGE, spol. s r.o.
Novohradská 34, 370 08 České Budějovice
Czech Republic

Tel.: 00420 38 77 64 412
Fax.: 00420 38 77 64 603
E-mail: elaobch@ege.cz
www.ege.cz



ETR earthing transformers are used to create an artificial neutral in distribution electric networks:

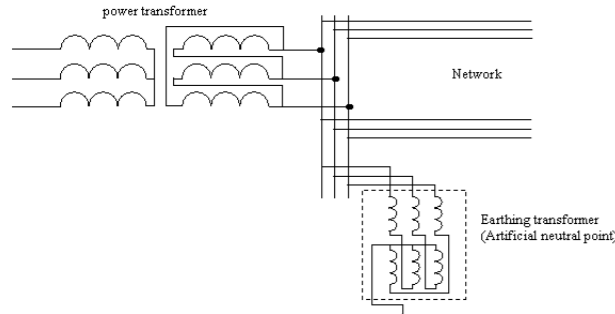


Fig.1 earthing transformer in an electric distribution network

Typical parameters of ETR earthing transformers are:

- voltage of networks from 6kV up to 52kV
- rated power from 200 up to 8000 kVA
- connection group Zn, ZNyn 11 or other variants based on customer's wishes
- rated power of secondary side from 50 kVA up to 1500 kVA

Typical ETR earthing transformers are placed in a corrugated wall tank and are hermetically sealed. Typical surface protection of corrugated wall tanks is: - zinc paint and top coat. Typical colour shade is RAL 7033.



Fig.2 ETR earthing transformer – hermetically sealed

Alternatively larger ETR earthing transformers can be placed in a tank equipped with DIN radiators, an expansion tank and an air breather.

Radiators are hot dip galvanized and painted, the tanks are provided with a zinc layer using spray zinc metallizing method.

The expansion tank is equipped with an oil level gauge.



Fig.3 ETR earthing transformer – tank with radiators

Bushings are of various types: porcelain DIN or EN bushings, Euromold or Connex cable connectors.

The transformer oil temperature is monitored by a thermometer or integrated safety detector.

Typical transformer oil used in ETR earthing transformers is Nynas Nytro Libra.

Lugs determined for lifting the complete transformer are placed on the cover or on tank walls under the cover (larger earthing transformers).

On request ETR earthing transformers are equipped with an off-load tap changer.

ETR earthing transformers are equipped with an oil drain valve placed at the bottom of a transformer.

If required the transformers can be equipped with bi-directional wheels.

Special seismically durable design can be provided upon request.

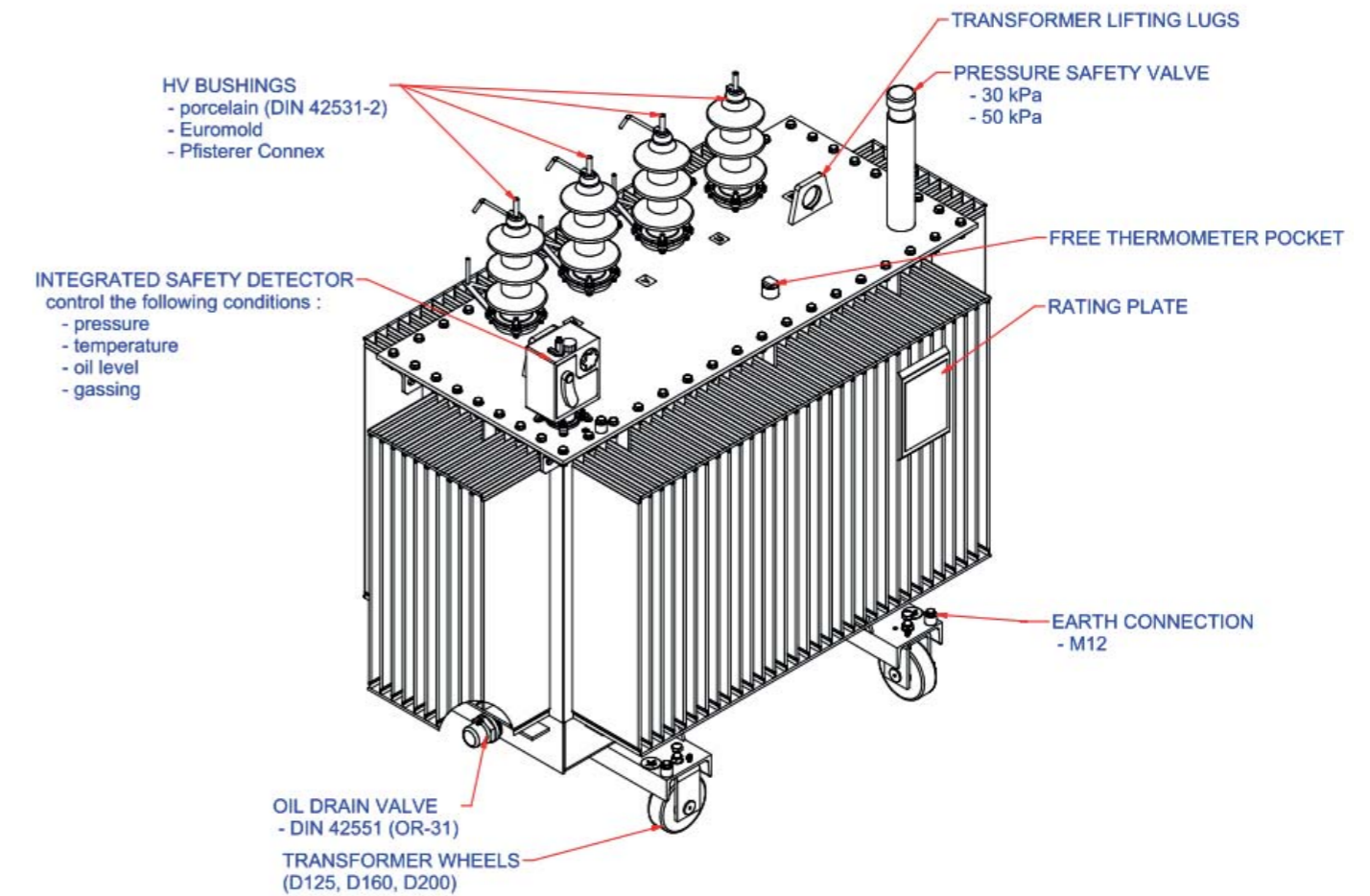


Fig.4 ETR earthing transformer – hermetically sealed

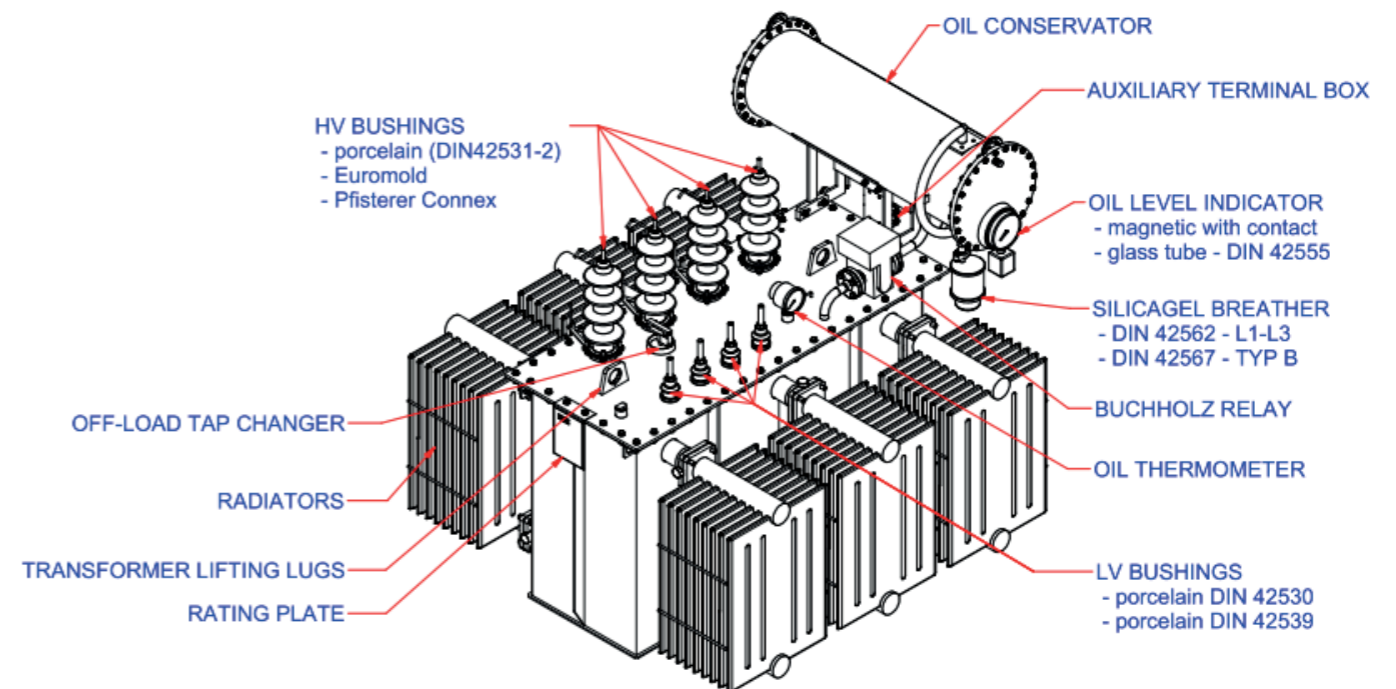


Fig.5 ETR earthing transformer – tank with radiators